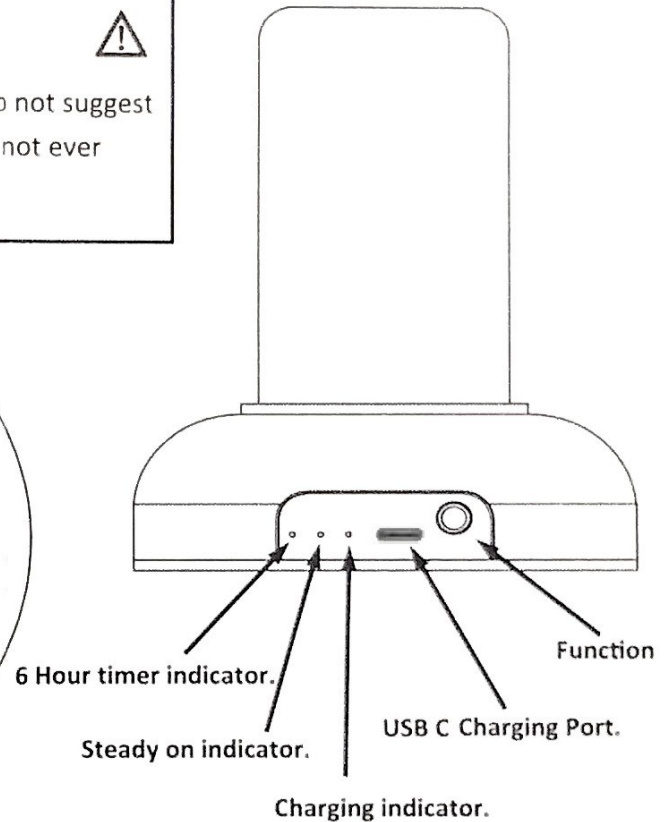
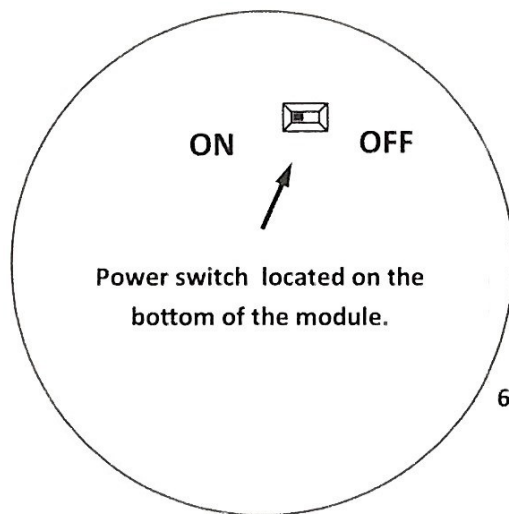
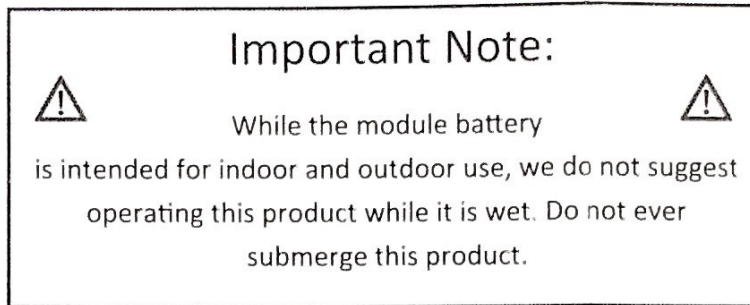


## Battery Module Operational Instructions



**Note:** This module can be used with a remote on and off device that is sold separately.

1. On the bottom of the module, turn the power switch to the on position. This will activate the Module and should be left in the on position.
2. Charge the unit using the USB cord that was supplied. The Charging light will turn from Red to Green when the battery is completely charged.
3. Function button:
  - Press once to activate the 6 hour reoccurring timer. LED's will automatically come on at the same time everyday and turn off after 6 hours until the battery has been exhausted.
  - Press twice to activate steady on mode.
  - Press three times to turn off or charge module.